

GATES | BARRIERS | BLOCKERS | BOLLARDS | PEDESTRIAN

FRONTIER
PITTS



FRONTIER PITTS SECURITY

«BARRIERS»

BRITISH PERIMETER SECURITY SPECIALISTS

Frontier Pitts Ltd., Crompton House, Crompton Way, Crawley, RH10 9QZ
tel +44 (0)1293 548301 email sales@frontierpitts.com web www.frontierpitts.com

BARRIERS

Automatic Barriers play an essential role in regulating and restricting the vehicle access and egress so their reliability is key. Barriers are often visitor's first contact with a company so appearance is also important. Whether the requirement is for a simple, low cost barrier for relatively low volume usage or a heavy-duty barrier for frequent operation, Frontier Pitts will supply a system designed to meet the sites exact needs. All barriers operate through a 90 degree movement.

TORQUE MOTOR BARRIERS

Our Automatic Barrier 'FBX' and 'FB' models operate using torque motors.

The FBX Barrier is available in boom lengths up to **6m**.

The FB Barrier is available in boom lengths up to **9m**.

The benefits of torque motor barriers are:

- Instantly reversible
- Motor constantly energised: for security locking & provides protection against low temperatures & damp conditions.
- 100% duty continuous rating

HYDRAULICALLY DRIVEN BARRIERS

Our Automatic Barrier 'HB' model is hydraulically operated, features an exceptionally heavy-duty boom and is available in boom lengths up to **10m**. This model of HB Barrier is recommended for sites requiring a greater level of security. It is particularly suitable for unlimited duty cycles, closing off large entrances, especially on exposed sites where high wind conditions are experienced.



18 FBX Barrier



20 FB Barrier



22 HB Barrier



23 Garrison Manual Barrier



25 Roadcloser



26 Wagonstopper

“ We deliver more than just products from our UK HQ in Crawley, West Sussex ”



FBX BARRIER



The popular, rapid-action torque motor automatic barrier.

- Boom lengths up to 6000mm
- Boom with skirts up to 5000mm
- Bespoke manufacturing

BENEFITS & FEATURES

- 100% duty rating - designed for continuous and frequent use.
- Torque Motor Barriers are instantly reversible and motor is constantly energized providing security locking and protection against low temperatures and damp conditions.
- Customizable to match individual branding.

OPERATING SPEED

- Typical operating speeds of 3.5-7 seconds* depending on configuration; boom length, motor and skirt options.

OPTIONS

- Boom lights, Maglocks, Articulated booms, Stainless steel cabinet, Signs, Traffic light systems, Skirts, Pogo Stick End Rests
- Can be interfaced to any access control systems.

SAFETY

- Vehicle detector loops
- Safety photocell beams, light curtain and ultra-sonic sensors
- Safety edges
- Signage, audible alarms and flashing beacons

CIVIL REQUIREMENTS

Barrier Foundation:
600mm²

D: 450mm

Fixed End Rest Foundation:
400mm²

D: 300mm

Barrier Cabinet Dimensions:

L: 380mm


W: 350mm

H: 1210mm

Note: Power and control wiring ducts to be incorporated into foundations

ELECTRICAL REQUIREMENTS *

- 6 amp, 3 wire, 230V, 50Hz, single phase supply



Applications: The popular FBX Automatic Barrier is installed around the world providing many sites entrances and car parks with traffic control

* This is subject to a risk assessment to ensure the automatic equipment complies to BS EN 12453

FB BARRIER



The rapid-action torque motor automatic barrier with the ability to secure wider apertures.

- Boom lengths up to 9000mm
- Boom with skirts up to 7500mm
- Boom with full height swivel skirts up to 5500mm
- Bespoke manufacturing

BENEFITS & FEATURES

- 100% duty rating - designed for continuous and frequent use.
- Torque Motor Barriers are instantly reversible and motor is constantly energized providing security locking and protection against low temperatures and damp conditions.
- Customizable to match individual branding.

OPERATING SPEED

- Typical operating speeds of 7-10 seconds* depending on configuration; boom length, motor and skirt options.

OPTIONS

- Boom lights, Maglocks, Articulated booms, Stainless steel cabinet, Signs, Traffic light systems, Skirts, Pogo Stick End Rests
- Can be interfaced to any access control systems.

SAFETY

- Vehicle detector loops
- Safety photocell beams, light curtain and ultra-sonic sensors
- Safety edges
- Signage, audible alarms and flashing beacons

CIVIL REQUIREMENTS

Barrier Foundation:
600mm²

D: 450mm

Fixed End Rest Foundation:
400mm²

D: 300mm

Barrier Cabinet Dimensions:

L: 460mm

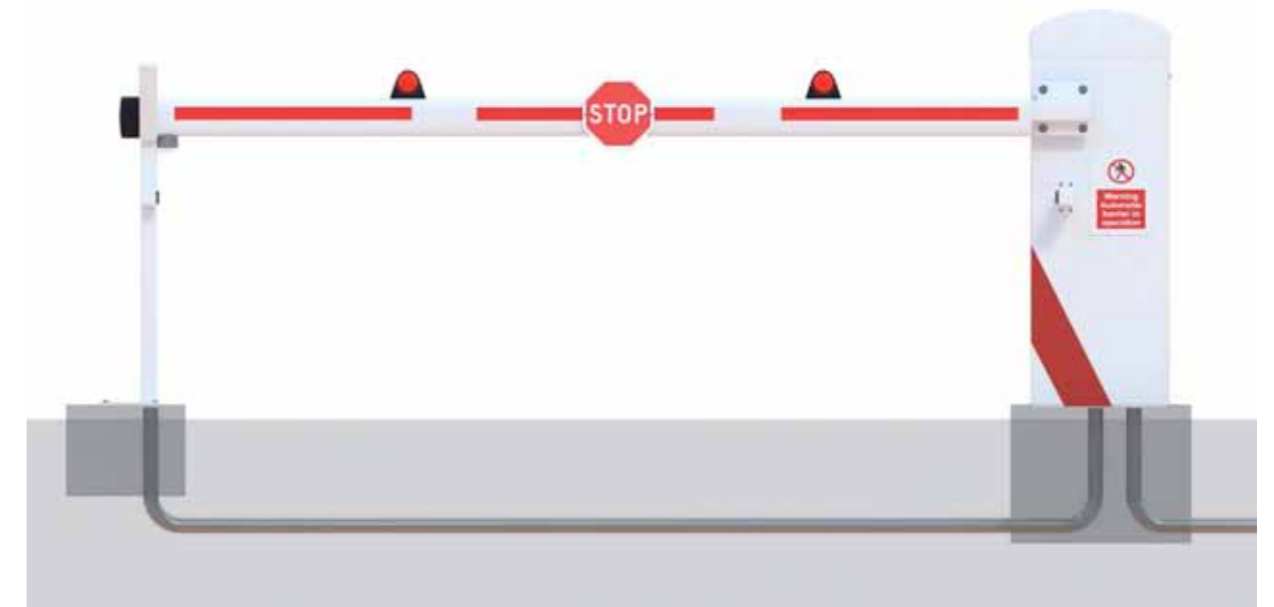
W: 405mm

H: 1340mm

Note: Power and control wiring ducts to be incorporated into foundations

ELECTRICAL REQUIREMENTS *

- 6 amp, 3 wire, 230V, 50Hz, single phase supply



Applications: The FB Automatic Barrier takes the torque motor technology to sites with wider entrances, or where skirts are required for a visual deterrent.

* This is subject to a risk assessment to ensure the automatic equipment complies to BS EN 12453

HB BARRIER



A heavy duty hydraulically operated automatic barrier, which can secure apertures up to 10m

- Boom lengths up to 10,000mm
- Boom with skirts up to 9000mm
- Boom with full height swivel skirts up to 7500mm
- Bespoke manufacturing

BENEFITS & FEATURES

- 100% duty rating
- An exceptionally robust heavy-duty boom
- Recommended for sites requiring a greater level of security and/or exposed sites where there is high wind conditions
- Unlimited duty cycles
- Secures large road widths
- Customisable to match individual branding.

OPERATING SPEED

- Typical operating speeds of 10-15 seconds* depending on configuration; boom length, motor and skirt options.

OPTIONS

- Boom lights, Maglocks, Articulated booms, Stainless steel cabinet, Signs, Traffic light systems, Skirts, Pogo Stick End Rests
- Can be interfaced to any access control systems.

SAFETY

- Vehicle detector loops
- Safety photocell beams, light curtain and ultra-sonic sensors
- Safety edges
- Signage, audible alarms and flashing beacons

CIVIL REQUIREMENTS

Barrier Foundation:

800mm²

D: 600mm

Fixed End Rest Foundation:

400mm²

D: 300mm

Barrier Cabinet Dimensions:

L: 510mm

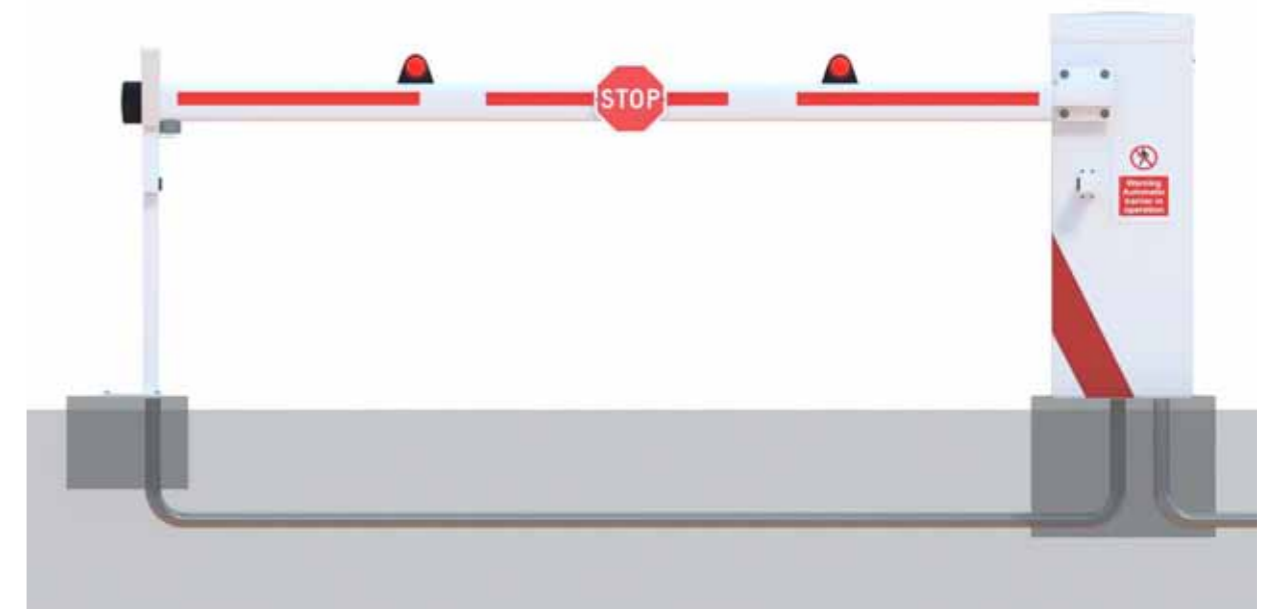
W: 460mm

H: 1280mm

Note: Power and control wiring ducts to be incorporated into foundations

ELECTRICAL REQUIREMENTS *

- 6 amp, 3 wire, 230V, 50Hz, single phase supply



Applications: The hydraulically driven HB Automatic Barrier provides traffic control to sites with wider entrances, or where skirts are required for a visual deterrent.

* This is subject to a risk assessment to ensure the automatic equipment complies to BS EN 12453